


Rosamunde Restrung '21 Composition Motif

These three notes will get you started - see below!




Examples 1 - 6 below show possible ways to generate musical materials from the simple motif above. The main idea is to build systems and then compose within the constraints of the systems. Here are a bunch of examples of that with respect to melody, harmony, rhythm, style, and form.


Example #1 (take the intervals and arrange horizontally to design a short phrase?)



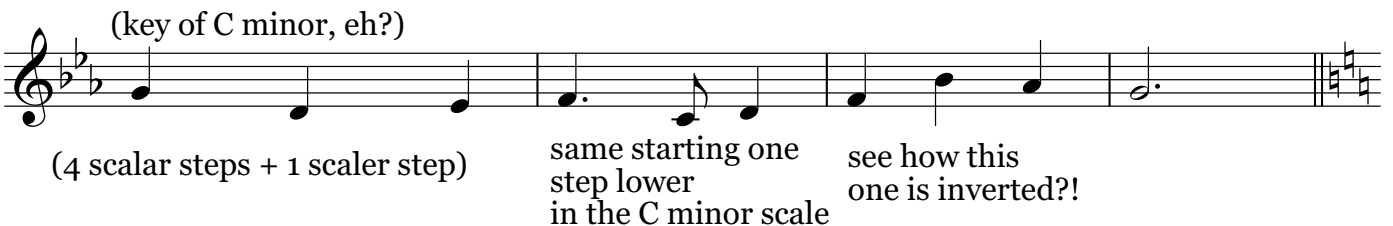
Example #2 (take the intervals, arrange them "vertically" to design some harmony?)



Example #3 (take the 3 note unit, arrange it horizontally to design a sequence?)



Example #4 (take "the note spacing" of the motif and shift it within a key signature)



Example #5 (Imposing Rhythm, articulation and mood on the motif?)

(a) Comical? (b) Lyrical!

(c) Active! (d) Spooky

mf *p* *f* *sfz* *pp* *p*

non vibrato pizz

Example #6 (Decide first about a FORM ! Here are three suggestions !)

(i) Organize your piece in a 2-part form marked A and B, then return to a short version of A at the end of the piece.

Compose the material for A first, so then the material you design for B contrasts A.

(ii) This is a three minute composition based on one simple motif.

A classy form like "a two-part invention" would work! Don't know how to write one? There are many easy tutorials on youtube -- just pick one and try it out! Orchestrating a polyphonic piece like a 2 part invention is straightforward too.

(iii) More of a sensitive-romantic-type? Compose a very singable melody using the motif as a guide, then harmonize (find chords) to make your melody feel great... then orchestrate your piece in a Chorale Style. People will love it.

Or, up for a super challenge?

No bonus points for this. but why not write a mini fugue using a theme generated by the motif. And Good Luck.

Don't forget your design method, because I'm going to ask about it!

